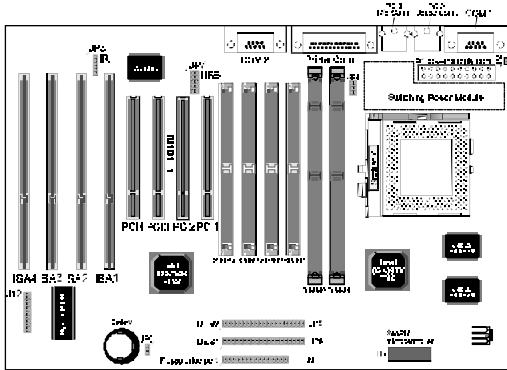


# Appendix II

## Quick Connector and Jumper Reference

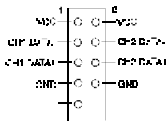


**JP2:** CPU cooling fan connector



**JP4:** Open (reserved for factory)

**JP7:** Dual channel USB connector



**JP8:** Infrared connector

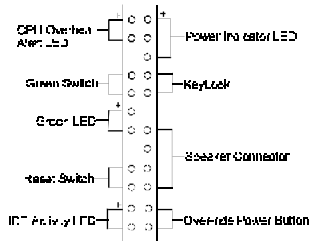


**JP9:** Clear CMOS data jumper  
 2~3 short : Normal (default)  
 1~2 short : Clear CMOS data

Set the CPU type via BIOS :

CPU Type	CPU Power Voltage		System freq./Freq. ratio			
	I/O Vcc	Core Vcc	MHz	Speed rate		
Intel	3.5		60	PS4C-80	x1.5	
				PS4C-120	x2	
				PS4C-150	x2.5	
			66	PS4C-100	x1.5	
				PS4C-133	x2	
				PS4C-166	x2.5	
				PS4C-200	x3	
3.3	2.8	66	Pentium w/MMX 166MHz	x2.5		
			Pentium w/MMX 200MHz	x3		
			Pentium w/MMX 233MHz	x3.5		
Cyrilx /IBM	3.5		55	6x86-PR133 <sup>+</sup> @110MHz	x2	
				6x86-PR150 <sup>+</sup> @120MHz		
				6x86-PR166 <sup>+</sup> @133MHz		
			66	6x86L-PR166 <sup>+</sup> @133MHz		
				3.3		2.8
AMD	3.5		60	K5-PR90	x1.5	
				K5-PR100		
				K5-PR120 @90MHz		
			66	K5-PR133 @100MHz		x2
				K5-PR150 @105MHz		
			66	K5-PR166 @116.7MHz		x2.5
				3.3		

**J12:** Front panel connector set





# **Memo**