

















### Jumper Setting for System I/O









#### COM 1 I/O Address Setting

	Disable	3E8H	2E8H	3F8H (Default)
JA				
JB				



#### COM 2 I/O Address Setting

	Disable	2E8H	3E8H	2F8H (Default)
JC				
JD				









#### LPT I/O Address Setting

	Disable	278H	3E8H	378H (Default)
JE				
JF				



#### LPT Output Enhanced Control Setting

JJ	<b>Data Direction Control</b>
	Parallel port as output port only
	Parallel port as input/output port (Default)

### Jumper Setting for Printer Mode

	Print (Default)	EPP/SPP	EPP/ECP	EXT2FDD
JW3				
JW4				

### Jumper Setting for ECP Mode DMA Channel

	DMA 1 (Default)	DMA 3
JW5		
JW6	