


















Cache SRAM Specifications and Settings

Using Various Voltage SRAM

Cache sockets M1 to M8 can take 3.3V or mix-voltage SRAMs. However, cache socket M9 and M10 can only take 5.0V SRAMs. The jumper settings are listed below.

Jumper setting for mix-voltage SRAMs (M1-M8).			
 JW5		 JW1	
 JW6		 JW2	
 JW7		 JW4 JW3	
 JW8		 JW4 JW3	
Jumper setting for 3.3V SRAMs (M1-M8).			
 JW5		 JW1	
 JW6		 JW2	
 JW7		 JW4 JW3	
 JW8		 JW4 JW3	

256KB Cache SRAM



512KB Cache SRAM

