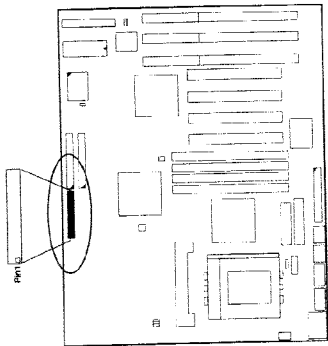


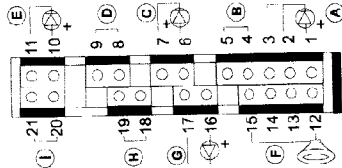
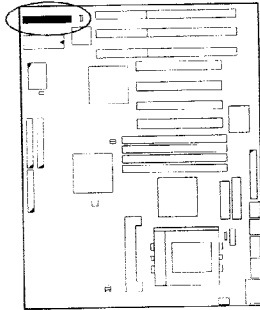
Floppy Disk Drive Connector: FLOPPY

This 34-pin block connector connects to your floppy disk drive (FDD) using the cable that is provided with this mainboard.



Block Connector: F_PNL

This block connector concludes : PW_LED, KB_LOCK, TB_LED, SP_SW, SPK, SP_LED, IDE_LED, RPW_SW, and RST connectors.



Pin	Connector	Pin Type	Description
A	PW_LED	2-pin male	Power LED, indicates the system power on/off status. LED lit : power on
B	KB_LOCK	2-pin male	Keyboard Lock, allows the keyboard to access the system.
C	TB_LED	2-pin male	Turbo Speed LED, indicates the system speed is in normal or turbo speed. LED lit : turbo speed
D	SP_SW	2-pins male	Suspend Mode Switch
E	SP_LED	2-pins male	Suspend LED, indicates the system into suspend mode when LED lit.
F	SPK	4-pins male	Speaker, connects to the speaker.
G	IDE_LED	2-pin male	IDE HDD LED, indicates the IDE HDD I/O access. LED lit : IDE HDD read / write
H	RPW_SW	2-pin male	Remote Power Switch
I	RST	2-pin male	Hardware Reset Switch, to reset the system.

Infrared Connector: IR

This 10-pin male connector is used for connecting to the infrared (SIR) port and allows transmission of data to another system which also supports the SIR feature.

