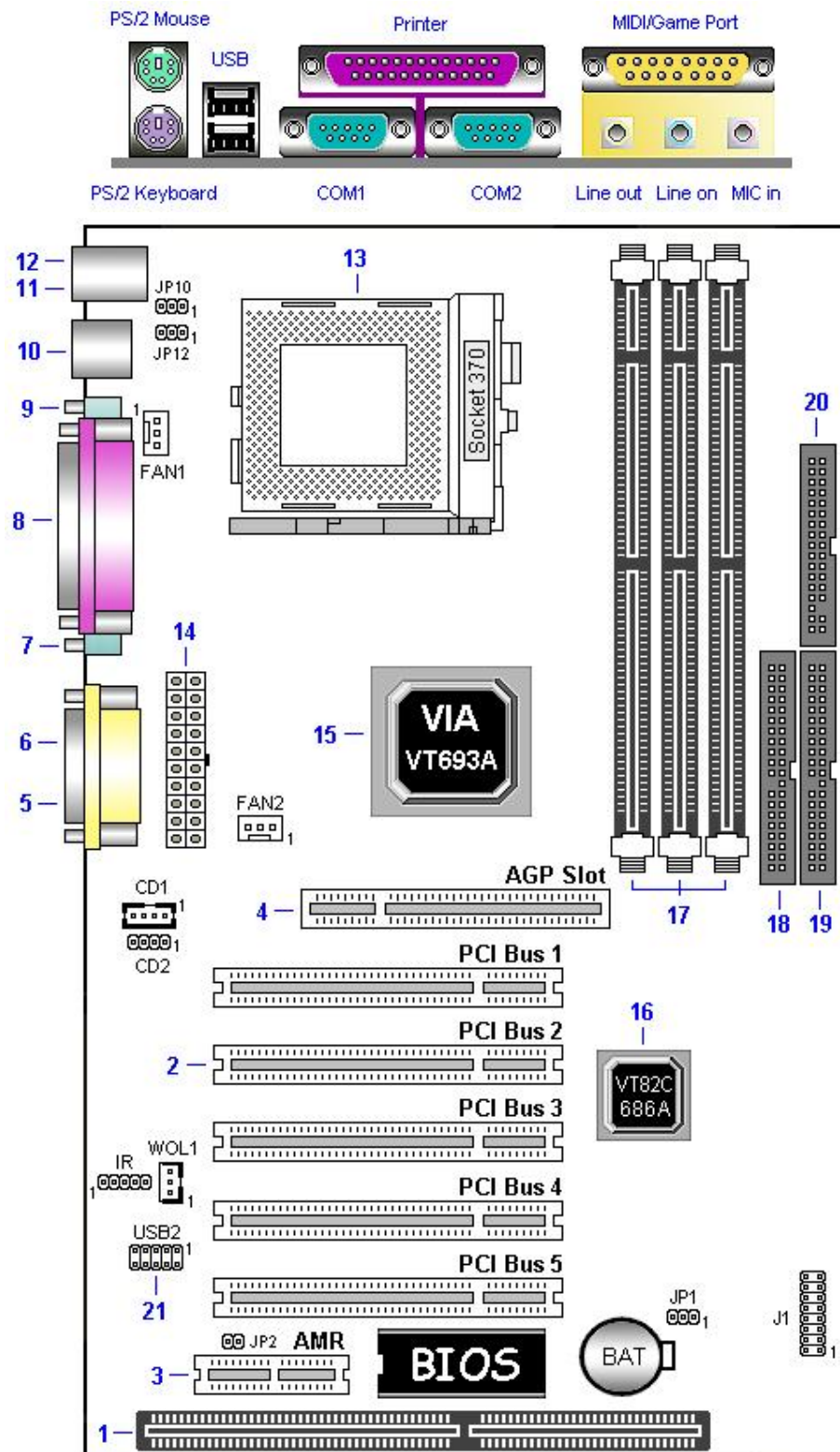


HARDWARE INSTALLATION




Mainboard Level Feature



1. **ISA Slot** : One 16-bit ISA Slot.
2. **PCI Slots** : Five 32-bit PCI Slots are provided.
3. **AMR Slot** : The Audio Modem Riser is a cost-effective AMR AC97/MC97.
4. **AGP Slot** : Accelerated Graphics Port (AGP).
5. **MIDI/Game Port** : 15-pin female MIDI/Joystick connector.
6. **Audio Port** : Three 1/8 female jacks for Line Out, Line In and MIC.
7. **COM2 Port** : 9-pin COM2 Ports.
8. **Parallel Port** : EPP and ECP compatible 25-pin D-Sub parallel Port
9. **COM1 Port** : 9-pin COM1 Ports.
10. **USB Ports** : Two 4-pin USB Connectors.
11. **PS/2 Mouse Port** : Supports PS/2 style mice.
12. **PS/2 Keyboard Port** : Supports PS/2 style keyboards.
13. **CPU Socket** : ZIF Socket 370 for Intel Pentium III CPU.
14. **ATX power connector** : 20-Pin ATX Power Connector.
15. **North bridge controller** : VIA 82C693A and memory controller Hub.
16. **South bridge controller** : VIA 82C686A I/O Controller Hub.
17. **SDR DIMM Sockets** : Three 168-pin DIMM Sockets.
18. **IDE1 connector** : Connector for first IDE channel.
19. **IDE2 connector** : Connector for second IDE channel.
20. **Floppy disk connector**: Built-in Floppy controller supports (2) 5.25" or 3.5" Floppy drives.
21. **USB Header** : Connector to the USB bracket for additional USB Port.



HARDWARE INSTALLATION





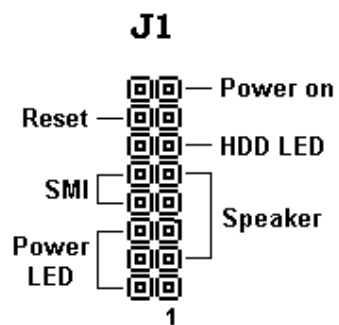
HARDWARE INSTALLATION

JP1	Assignment
	Normal Operation (Default)
	Clear CMOS Data (None)
	Onboard Battery Disabled

JP2	AC97/MC97 Mode
	Onboard AC97 only
	CNR MC97 only

JP7 ; JP8	K/B Power on
	Normal
	K/B wake up

JP12	CPU Type Select
	Celeron
	Cyrix



HARDWARE INSTALLATION

